



# KENO

12V MINI PENDANTS

location:  
**DRY**

## SPECIFICATIONS:

### DESCRIPTION

Our Keno begins with clear blown glass, with a bull-nosed shape and glossy outer finish. We then, using a handcrafting technique, carefully apply a band of actual fine-grained sand to the inner surface of the glass, where white colour is fully saturated into the coating for a bold statement. A final clear protective coating is applied to seal and preserve the accent material. The result is a beautifully textured work of art, comfortable with the irony of sand being applied to a glass that originates from sand. When illuminated, the colors shimmer through the noticeable refractions created by every granule, as the sand patterning is obvious and pleasing.

### LAMPING

**LED:** 3W Replaceable 12V LED, ELV dimmable, 90+ CRI, 3000°K CCT, 300 lumens, 25,000 hours. Lamp included.

### DIFFUSER

Diffuser shall be made of glass with inner sand coating and gloss outer finish in various decors. 4.25" Dia. x 3" H

### CORD

Standard cord is 10' field-adjustable coaxial type with teflon jacket and decorative sleeve at the socketholder. Jacket tint coordinates with metal finish.

### STANDARD PENDANT (1XC, 1XT, X)

Mini pendant comes complete with either dome-style or flat-style canopy.

### QUICK-CONNECT OPTION (XP, RXP)

Quick-Connect Jack is compatible with Besa Rail Adapter.

### METAL FINISH

Glass retainer hardware, sleeve and Quick-Connect Jack and/or canopies are finished in either Black, Bronze or Satin Nickel.

### MOUNTING

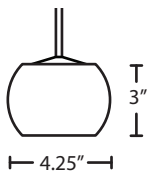
Installs directly to a 4" octagonal ceiling box. Suitable for sloped ceilings.

### LABELS

UL or ETL Listed. Suitable for Dry Locations (interior use only).



GOLD SAND, WHITE SAND & SMOKE SAND



**Project Information:**

**For ordering information, see next page**

All dimensions provided are nominal.  
Allowance must be made for dimensional tolerance in handcrafted glasses.

**REV 3/22**



### ORDERING:

| CONNECTION            | GLASS OPTIONS            | LAMP OPTIONS      | METAL FINISH           |
|-----------------------|--------------------------|-------------------|------------------------|
| Quick-Connect         | <b>KENOGD</b> Gold Sand  | <b>LED 3W LED</b> | <b>BK</b> Black        |
| <b>XP</b> Jack Only   | <b>KENOSM</b> Smoke Sand | 3000K             | <b>BR</b> Bronze       |
| <b>RXP</b> Rail-Ready | <b>KENOWH</b> White Sand |                   | <b>SN</b> Satin Nickel |

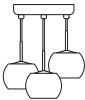
Pendant Fixtures

**1XC** Dome Canopy

**1XT** Flat Canopy

Multi light

**X** For Multi light Canopy



Multi-light Canopies Available, see page right

**Ex. 1XT-KENOSM-LED-SN**  
Keno Pendant, Smoke Sand Shade, Satin Nickel Finish

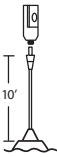
### QUICK-CONNECT OPTIONS:

#### XP PENDANT ELEMENT ONLY



- Pendant Shade and Cord/Socket Set
- 10' Field-adjustable braided coaxial-type cord with a teflon jacket (clear or bronze tint coordinates with metal finish)
- Quick-Connect Jack provided
- Compatible with Besa Canopies and Rail Adapter
- Black, Bronze or Satin Nickel metal finishes

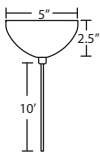
#### RXP PENDANT + RAIL ADAPTER



- READY FOR RAIL**
- Pendant Shade and Cord/Socket Set, plus Rail Adapter
- 10' Field-adjustable braided coaxial-type cord with a teflon jacket (clear or bronze tint coordinates with metal finish)
- Quick-Connect Jack provided
- Compatible with Besa Monorail System
- Black, Bronze or Satin Nickel metal finishes

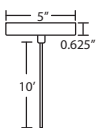
### FIXED PENDANT OPTIONS:

#### 1XC 1 LIGHT PENDANT, DOME CANOPY



- NO CORD CUTTING REQUIRED**
- Suitable for use on sloped ceilings
- 1x electronic 60W dimmable 120V transformer
- Installs to standard 4" octagonal junction box
- Black, Bronze or Satin Nickel metal finishes

#### 1XT 1 LIGHT PENDANT, FLAT CANOPY



- Suitable for use on sloped ceilings
- 1x electronic 60W dimmable 120V transformer, fits partially in junction box
- Installs to standard 4" octagonal junction box
- Black, Bronze or Satin Nickel metal finishes

#### X 1 LIGHT PENDANT FOR MULTI-PORT CANOPIES



- Suitable for use on sloped ceilings
- 1x electronic 60W dimmable 120V transformer, fits partially in junction box
- Installs to standard 4" octagonal junction box
- Black, Bronze or Satin Nickel metal finishes

### ADDITIONAL OPTIONS:

#### 277V:

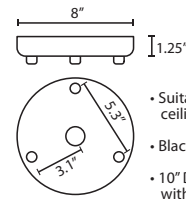
For 277V option, add an "277" to the end of the item number, i.e. 1XP-174352-SN-277.

#### 0-10V Dimming:

For 0-10V Dimming option, add an "DIM010" to the end of the item number, i.e. 1XP-174352-SN-DIM010.

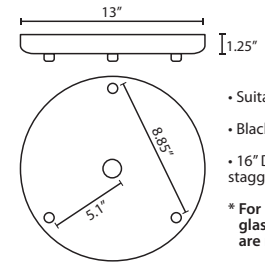
### MULTI-PORT CANOPY OPTIONS:

#### T23X 3 LIGHT ROUND CANOPY



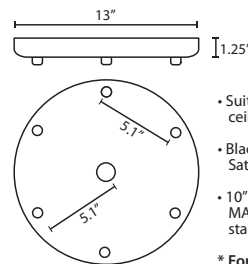
- Suitable for sloped ceilings
- Black, Bronze or Satin Nickel
- 10" Dia. shades MAX, with staggered heights
- \* For larger diameter glasses, Skyhooks are required for spacing

#### T23XL 3 LIGHT LARGE ROUND CANOPY



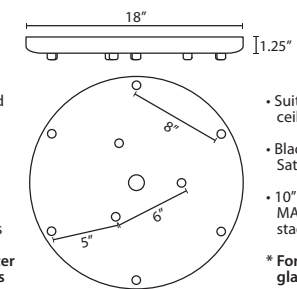
- Suitable for sloped ceilings
- Black, Bronze or Satin Nickel
- 16" Dia. shades MAX, with staggered heights
- \* For larger diameter glasses, Skyhooks are required for spacing

#### T26X 6 LIGHT ROUND CANOPY



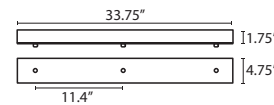
- Suitable for sloped ceilings
- Black, Bronze or Satin Nickel
- 10" Dia. shades MAX, with staggered heights
- \* For larger diameter glasses, Skyhooks are required for spacing

#### T29X 9 LIGHT ROUND CANOPY



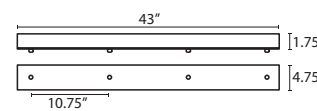
- Suitable for sloped ceilings
- Black, Bronze or Satin Nickel
- 10" Dia. shades MAX, with staggered heights
- \* For larger diameter glasses, Skyhooks are required for spacing

#### T23V 3 LIGHT BAR CANOPY



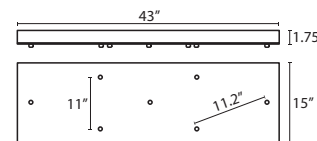
- Suitable for sloped ceilings
- Black, Bronze or Satin Nickel
- 20" Dia. shades MAX, with staggered heights
- \* For larger diameter glasses, Skyhook are required for spacing

#### T24V 4 LIGHT BAR CANOPY



- Suitable for sloped ceilings
- Black, Bronze or Satin Nickel
- 20" Dia. shades MAX, with staggered heights
- \* For larger diameter glasses, Skyhook are required for spacing

#### T27V 7 LIGHT BAR CANOPY



- Suitable for sloped ceilings
- Black, Bronze or Satin Nickel
- 20" Dia. shades MAX, with staggered heights
- \* For larger diameter glasses, Skyhook are required for spacing

### HOW TO ORDER A MULTILIGHT FIXTURE

Order your canopy with the selected 12V multi light pendants (indicated by "X" prefix) for the complete fixture:

**Example: 1x T23XL-SN (3 Light Large Round Canopy)**

**1x X-KENOSM-SN (Keno Pendant in Smoke Sand)**

**1x X-KENOWH-SN (Keno Pendant in White Sand)**

**1x X-KENOGD-SN (Keno Pendant in Gold Sand)**

### CORD LENGTH OPTIONS:

#### 15Ft. CORD LENGTH:

For longer 15' cord, add an "L" to the end of the item number, i.e. 1XP-174352-SNL.